

SUITE

B2WIN

YOUR DATA, YOUR  
BUSINESS-IMPACT



**Unlock the Value of  
Your Data for Maximum  
Business-Impact**



Empowering Your  
Data-Driven Business

B2Output

B2Data

# Unlock the Value of Your Data for Maximum Business-Impact

B2Win Suite is an enterprise data platform that helps businesses drive innovation and achieve their goals through simplified and streamlined data management and document output management.

On Premises/  
Private Cloud

No-Code/Low-Code  
Workflow-based

Lowest  
TCO



[www.b2winsuite.com](http://www.b2winsuite.com)

## Built for the Enterprise

B2Win Suite provides a highly secure permission system to control user access, comprehensive user management functionality, and centralized management of various database connections and services. These services include management of business-related data such as companies, logos, business partner contacts, and more.

## Cares for IT

Suitable for small and larger enterprises with more complex IT requirements, with dashboard for greater IT visibility and control with detailed logs that are easy to read.

## Understands ERP

B2Win Suite works in conjunction with ERP, CRM or any other enterprise software with support for multiple-company, multiple-language, multiple-currency and strongly integrates with Infor ERP systems with support for their special SQL database structure.

## With everyday business users in mind

Business users deserve a system that respects their needs and provides them with a user-friendly experience that simplifies their daily tasks.

*Maximum flexibility and scalability!*



# WORK WITH DATA IN A **SIMPLER** **WAY**

Simplify and streamline your data integration,  
data processing and data delivery.

- ✓ Modern Workflow-Architecture
- ✓ For users with no programming knowledge and advanced developers
- ✓ Easily unify data for better insights

**B2Data is a flexible and extensible no-code/low-code workflow-based data integration application with advanced data processing and data delivery, made with enterprise innovation in mind.**

## ✓ **Modern Data Pipelines**

Create advanced data pipelines with end-to-end visibility and traceability in just minutes, instead of days, using our modern workflow technology

## ✓ **Enterprise-Grade Excel**

Streamlined Excel creation and reporting with sheets manipulation, graphs and templates

## ✓ **Advanced Scripting**

Solve your toughest use cases and build your own nodes!

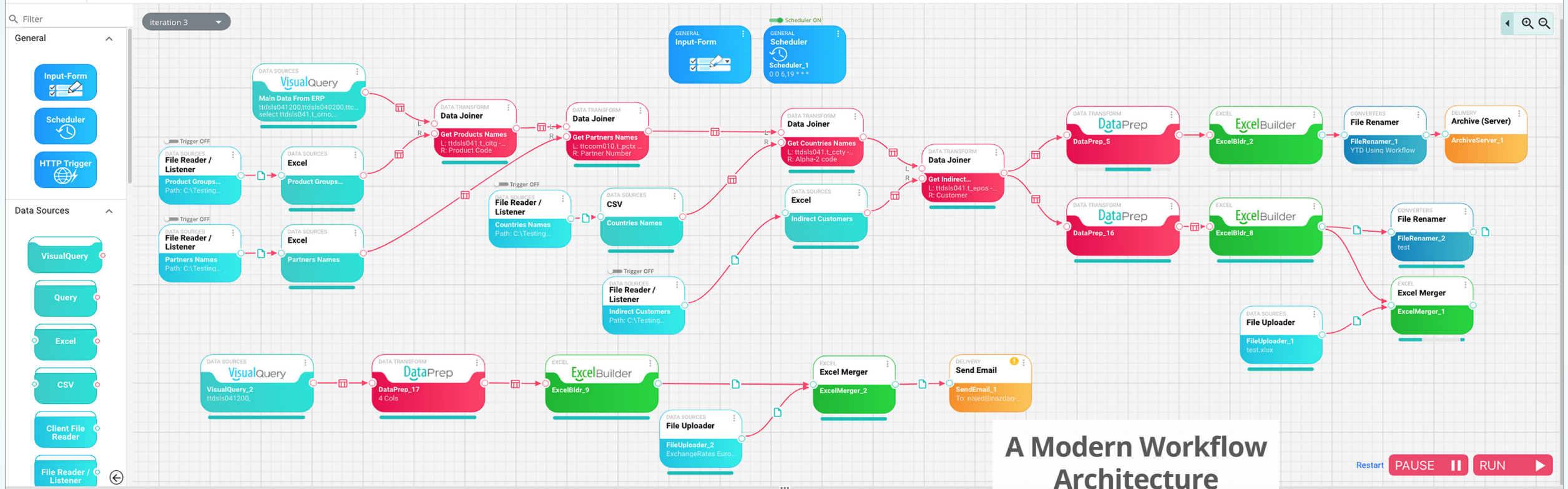
## ✓ **Experience a secure and user-friendly solution with built-in error handling, end-to-end traceability and visibility, and much more!**

## ✓ **Enterprise-wide Data Access**

Empower users across departments to make data-driven decisions and optimize operational efficiency with secure and easy access to fresh data

## ✓ **Infor native features Infor Cloudsuite, LN on-prem, M3 on-prem**

- Support for browsing and searching tables and fields including descriptions of tables and fields
- Replicate data from Infor CloudSuite to local or cloud database
- Read data from LN canned reports
- Handling LN text fields, enumerated fields, company numbers



## A Modern Workflow Architecture

Build and run advanced data pipelines in minutes instead of days with end-to-end traceability and visibility.

Run Iterations

Run Results

Configurations

Triggers / Schedulers (1)

Log

| Iteration / Node              | Status                 | Progress                     | Start Time | End Time | Stats                 | Duration               | Precessors                  | Successors   |
|-------------------------------|------------------------|------------------------------|------------|----------|-----------------------|------------------------|-----------------------------|--------------|
| Iteration 3 <span>TONY</span> | <span>RUNNING</span>   | <div><div>81.48%</div></div> | 15:55:36   | 02:00:00 | Total Completed: 22   | 20 sec, 981 ms         |                             |              |
| ExcelMerger_1                 | <span>RUNNING</span>   | <div><div></div></div>       | 15:55:36   | 02:00:00 | Inputs: 0, Outputs: 0 | less than a minute ago | FileUploader_1 ,ExcelBldr_8 |              |
| Excel_2                       | <span>COMPLETED</span> | <div><div></div></div>       | 15:55:16   | 15:55:16 | Inputs: 1, Outputs: 1 | 458 ms                 | FileReader_3                | Datajoiner_5 |
| VisualQuery                   | <span>COMPLETED</span> | <div><div></div></div>       | 15:55:15   | 15:55:16 | Inputs: 1, Outputs: 1 | 679 ms                 |                             | Datajoiner_1 |
| FileReader                    | <span>COMPLETED</span> | <div><div></div></div>       | 15:55:15   | 15:55:16 | Inputs: 1, Outputs: 1 | 314 ms                 |                             | Excel        |
| Excel                         | <span>COMPLETED</span> | <div><div></div></div>       | 15:55:16   | 15:55:16 | Inputs: 1, Outputs: 1 | 479 ms                 | FileReader                  | Datajoiner_1 |
| VisualQuery_2                 | <span>COMPLETED</span> | <div><div></div></div>       | 15:55:15   | 15:55:16 | Inputs: 1, Outputs: 1 | 510 ms                 |                             | DataPrep_17  |
| Datajoiner_1                  | <span>COMPLETED</span> | <div><div></div></div>       | 15:55:16   | 15:55:17 | Inputs: 2, Outputs: 1 | 380 ms                 | VisualQuery ,Excel          | Datajoiner_3 |

ITERATIONS: 1 COMPLETED 0 FAILED 1 RUNNING

Execution resumed: ITERATION 3 (EXEC BY Tony Bathich)

LIVE (DEV)

Created

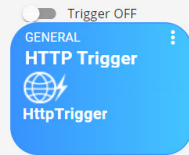
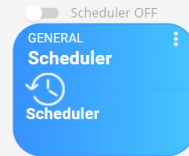
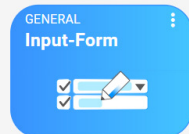
Build and run advanced data pipelines in minutes instead of days with end-to-end traceability and visibility.

| ID                 | Actions              |
|--------------------|----------------------|
| 959073388985323520 | <span>Abort</span>   |
| 959073389253758978 | <span>Actions</span> |
| 959073389253758982 | <span>Actions</span> |
| 959073390654656512 | <span>Actions</span> |
| 959073390088425472 | <span>Actions</span> |
| 959073389253758984 | <span>Actions</span> |
| 959073389824184320 | <span>Actions</span> |
| 959073391342522368 | <span>Actions</span> |

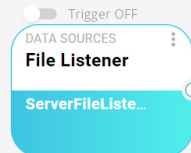
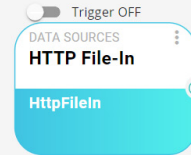
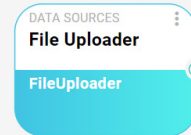

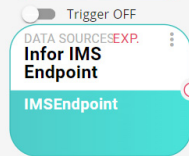
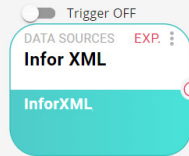
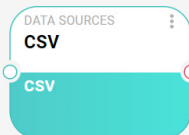
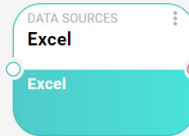
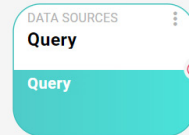



# Core Tools and Connectors

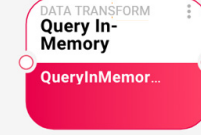
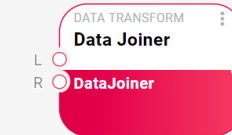

## Input-Form, Triggers, Schedulers..



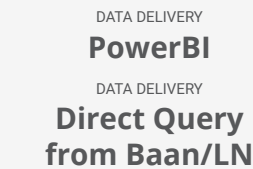
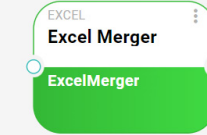
## Data Sources



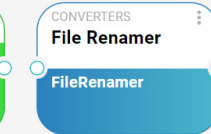
## Data Transformation, and Processing



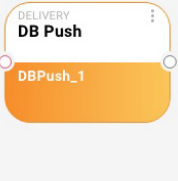
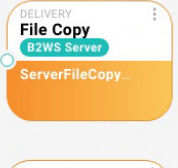
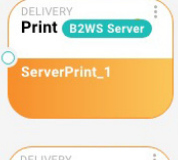
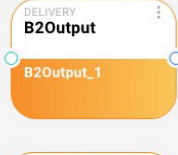
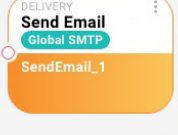

## Special Excel Pack



## Functions



## Data Delivery



# Nodes Highlights

# VisualQuery

Unleash the power of your data with B2Data Visual Query node, providing an intuitive interface that helps you to easily construct complex queries, enhance accuracy, and empower non-technical users to extract valuable insights.

VisualQuery  
Connection: baan4c40ddb Database: MSSQL 10.50.1600

Default company: 200  
Filter by company  
200

Search Table or field

tcplp005 - Cycles by Plan Unit

tcplp010 - Cyclic Planning Param

tcplp030 - Cyclic Parameters by P

tcplp040 - Cyclic Parameters by P

tcplp050 - Product Sequencing Ru

tcplp060 - Characteristic Sequenc

tcplp100 - Production Runs

tcplp140 - Gantt Chart Settings

tcpcom000 - Performance Paramet

tcprmp010 - Dummy table for displ

tcprmp100 - Work Center Calendar

tcprmp101 - Critical Capacity Use b

tcprmp120 - Rough Capacity Requir

tcprmp130 - Rough Material Requir

tcprmp138 - Co-Product Deliveries

tcprmp140 - Planned Interplant Der

tcprmp150 - Planned Interplant Rec

tcprmp300 - Master Production Scl

tcprmp420 - Plan Periods

tcprmp450 - Performance Indicator

tcprmp460 - Performance Indicator

Load More

VisualQuery  
BUILDER

TTDSLS041 (main)  
Sales Order Lines

TTDSLS040  
Sales Orders

TTCCOM010  
Customers

TTITM001  
Items

| Field Properties                    | Conditions         | Sort             | SQL Statement            | Virtual Field |
|-------------------------------------|--------------------|------------------|--------------------------|---------------|
| Output                              | Field Name         | Description      | Group By                 | Aggregate     |
| <input checked="" type="checkbox"/> | INT tds041.t_orno  | Order Number     | <input type="checkbox"/> |               |
| <input checked="" type="checkbox"/> | SINT tds041.t_pono | Sales Order Line | <input type="checkbox"/> |               |
| <input checked="" type="checkbox"/> | CHAR tds041.t_cuno | Customer         | <input type="checkbox"/> |               |

Preview

| Order Number | Sales Order Line | Customer | Item Group | Order Date           | Amount | Country | Customer Purchase Order Line Item | Order Discount |
|--------------|------------------|----------|------------|----------------------|--------|---------|-----------------------------------|----------------|
| 50001        | 10               | 20001    | 200        | 2000-08-31T21:00:00Z | 165.72 | AU      |                                   | 0              |

# Nodes Highlights

DataPrep  
BUILDER



Save

Close

# DataPrep

Organize and clean your data with ease to get valuable insight. Enrich your data with custom calculated fields using simple formulas or complex scripting to unlock new dimensions of data analysis and make informed decisions that drive business success.

New Custom Column Sort

| STR<br>Customer's Name | STR<br>Country | INT<br>Order Number | INT<br>Line | STR<br>Item Group | STR<br>Currency | DBL<br>Rate | DBL<br>Amount | DBL<br>AmountUSD   |
|------------------------|----------------|---------------------|-------------|-------------------|-----------------|-------------|---------------|--------------------|
| Navient                | Slovenija      | 50274               | 10          | 200               |                 | 1           | 225           | 225                |
| Carrefour              | Portugal       | 50302               | 10          | 100               |                 | 1           | 270           | 270                |
| eBay                   | Germany        | 50284               | 10          | 100               |                 | 1           | 400           | 400                |
|                        |                |                     |             |                   |                 | 1.098       | 225           | 247.05             |
|                        |                |                     |             |                   |                 | 1           | 146.25        | 146.25             |
|                        |                |                     |             |                   |                 | 1           | 292.5         | 292.5              |
|                        |                |                     |             |                   |                 | 1           | 146.25        | 146.25             |
|                        |                |                     |             |                   |                 | 1           | 0.25          | 0.25               |
|                        |                |                     |             |                   |                 | 1.1544      | 975           | 1125.5400000000002 |
|                        |                |                     |             |                   |                 | 1           | 975           | 975                |
|                        |                |                     |             |                   |                 | 1.1537      | 975           | 1124.8574999999998 |
|                        |                |                     |             |                   |                 | 1           | 975           | 975                |
|                        |                |                     |             |                   |                 | 1           | 975           | 975                |
|                        |                |                     |             |                   |                 | 1           | 975           | 975                |

Script Editor:

```
1 if (tccur == "USD") { return ((tamta * dollar)) }
2 if (tccur == "EUR") { return ((tamta * euro)) }
3 if (tccur == "GBP") { return ((tamta * pound)) }
4
```

Clear

Inputs View inputs for the displayed results.

Evaluation DBL 1391.652

To list all advanced functions, start typing: Util

Done Cancel

Column Info: ☐ Column Codes Reset

Columns: 9 Total Rows: 13141 Rows per page: 100 1 of 132 Pages

## Nodes Highlights

### CustomScript + Properties

Empower advanced user to tackle even the most complex data integration challenges by utilizing B2Data's properties and scripting capability, unlocking new horizon in solving intricate data cases creatively and efficiently to drive better business outcomes.

### QueryIn-Memory

Run a blazing fast SQL query directly on the "input data" that resides in memory, with support for complex queries with large function library and window functions.

Code

Evaluate

☒ Auto

```
1 //Get a copy of the table reference from the previous node
2 var table = NodeInputReader.inputAsDataFrame(1, 1000).sortOn(-5);
3
4 //Gets the 4th column as String
5 var stringColumn = table.stringColumn(4);
6
7 //Return a new table with only value: male filtered
8 return table.where(stringColumn.startsWith("male"));
9
```

SQL Query:

Format SQL

Evaluate

☒ Auto

```
1 SELECT    country AS 'Country', ROUND(SUM(sales), 3) AS 'Total Sales'
2 FROM      VisualQuery_1
3 GROUP BY  country
4 HAVING     SUM(sales) > ${SALES_SUM}
5 ORDER BY  SUM(sales) DE
6
```

- COMPANY\_CODE
- SQL\_STATEMENT
- DEBUG
- ENV
- EXECUTION\_DATA
- EXECUTION\_ID
- EXECUTION\_START\_TIME
- EXEC\_BY\_USERID
- EXEC\_BY\_USERNAME
- EXEC\_BY\_USER\_TIMEZONE
- HOME\_DIR
- ITERATION\_ID

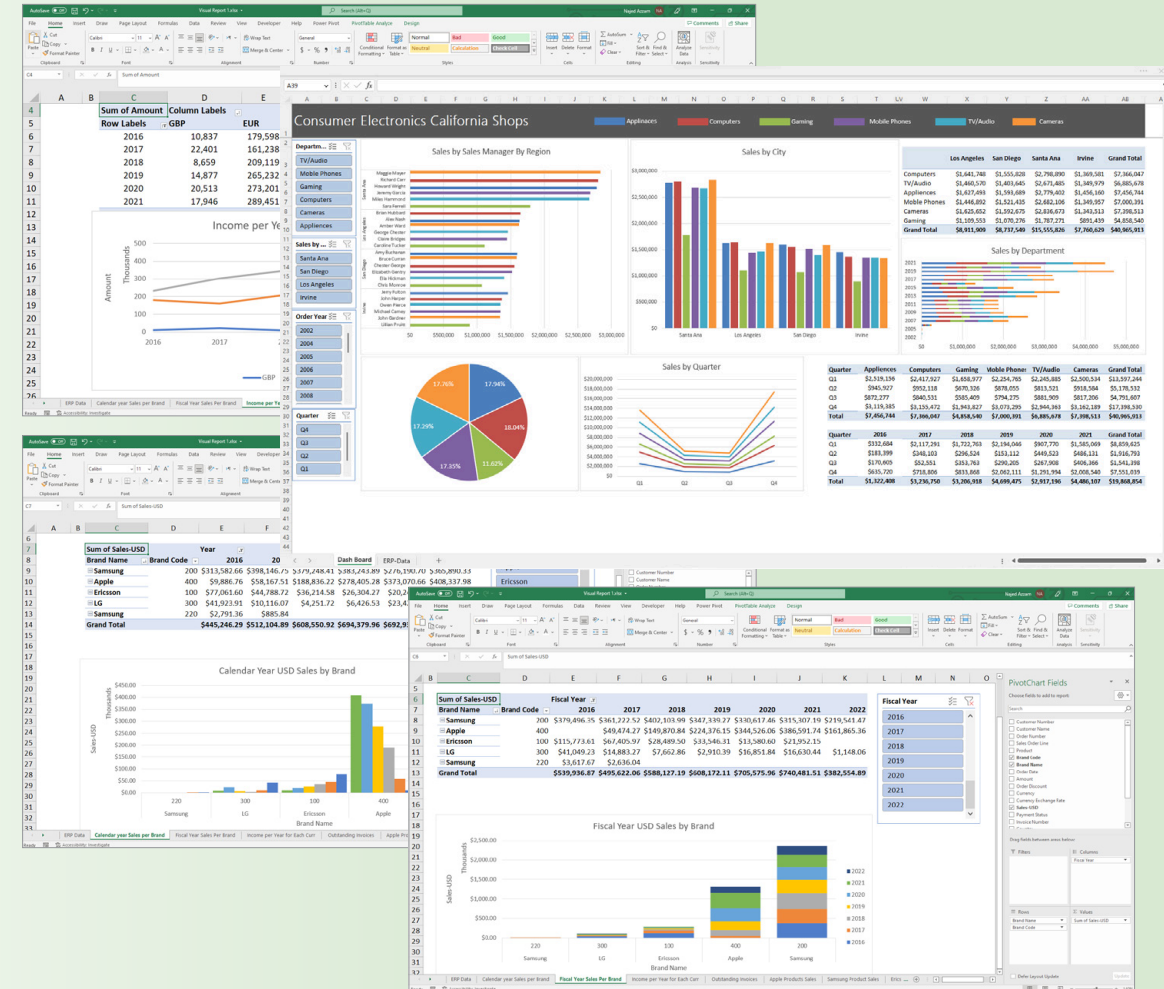
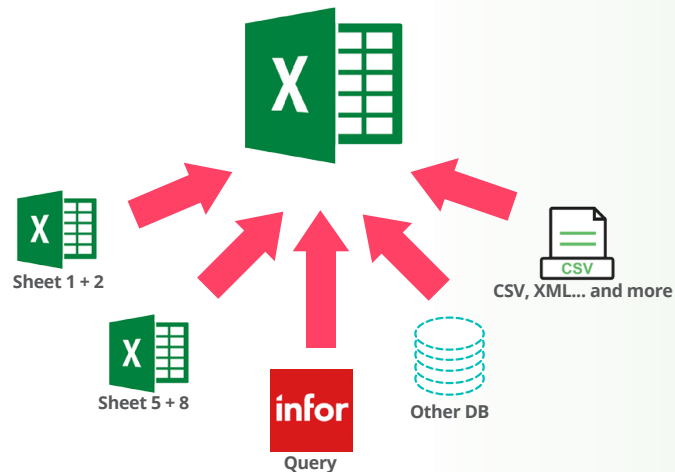


# Nodes Highlights

Excel Nodes

ExcelBuilder ExcelMerger

Maximize your productivity and efficiency with B2Data Excel nodes, empowering you to analyze, visualize, and make data-driven decisions like never before.



Streamlined Excel reports and dashboards with visualizations using existing Excel files as templates.

File

Edit

View

Help

B2WIN

QT-1

B2DATA

BUILDER

AutoSave: ON

Per User

Save

Deploy

Filter

General

Input-Form

Scheduler

HTTP Trigger

Data Sources

VisualQuery

Query

Excel

CSV

Client File Reader

File Reader / Listener

Extensibility

Data Sources

Functions/  
Custom Scripts

Data Delivery

Custom Script 1

Custom Script 2

Custom Script 3

Unlock limitless possibilities for your business with B2Data's extensibility, by adding new nodes for "custom scripting" to meet your specific and unique business needs and drive growth.

CustomScript Settings

Alias: Filter only malesNode ID: CustomScript\_2

GeneralProperties (1)

Code

```
1 //Get a copy of the table reference from the previous node
2 var table = NodeInputReader.inputAsDataFrame(1, 1000).sortOn(-5);
3
4 //Gets the 4th column as String
5 var stringColumn = table.stringColumn(4);
6
7 //Return a new table with only value: male filtered
8 return table.where(stringColumn.startsWith("male"));
9
```

Clear

EvaluationTable: 1101482752705826816, Columns: 12, Rows: 577

View Output

Run Iterations

Run Results

Configurations

Triggers / Schedulers (1)

Log

| Iteration / Node | Status    | Progress | Start Time | End Time | Stats                 | Duration               | Precessors                  | Successors   | Created               | ID                 | Actions |
|------------------|-----------|----------|------------|----------|-----------------------|------------------------|-----------------------------|--------------|-----------------------|--------------------|---------|
| Iteration 3 TONY | RUNNING   | 81.48%   | 15:55:36   | 02:00:00 | Total Completed: 22   | 20 sec, 981 ms         |                             |              | 3/31/2022, 3:55:14 PM | 959073388985323520 | Abort   |
| ExcelMerger_1    | RUNNING   |          | 15:55:36   | 02:00:00 | Inputs: 0, Outputs: 0 | less than a minute ago | FileUploader_1 ,ExcelBldr_8 |              |                       | 959073389253758978 | Actions |
| Excel_2          | COMPLETED |          | 15:55:16   | 15:55:16 | Inputs: 1, Outputs: 1 | 458 ms                 | FileReader_3                | DataJoiner_5 |                       | 959073389253758982 | Actions |
| VisualQuery      | COMPLETED |          | 15:55:15   | 15:55:16 | Inputs: 1, Outputs: 1 | 679 ms                 |                             | DataJoiner_1 |                       | 959073390654656512 | Actions |
| FileReader       | COMPLETED |          | 15:55:15   | 15:55:16 | Inputs: 1, Outputs: 1 | 314 ms                 |                             | Excel        |                       | 959073390088425472 | Actions |
| Excel            | COMPLETED |          | 15:55:16   | 15:55:16 | Inputs: 1, Outputs: 1 | 479 ms                 | FileReader                  | DataJoiner_1 |                       | 959073389253758984 | Actions |
| VisualQuery_2    | COMPLETED |          | 15:55:15   | 15:55:16 | Inputs: 1, Outputs: 1 | 510 ms                 |                             | DataPrep_17  |                       | 959073389824184320 | Actions |
| DataJoiner_1     | COMPLETED |          | 15:55:16   | 15:55:17 | Inputs: 2, Outputs: 1 | 380 ms                 | VisualQuery ,Excel          | DataJoiner_3 |                       | 959073391342522368 | Actions |

18 ITERATIONS: 1 COMPLETED 0 FAILED 1 RUNNING Execution resumed: ITERATION 3 (EXEC BY Tony Bathich)

LIVE (DEV)

# Deployment

Deploy your workflows to production and make them **Come to Life!** Run them in the background, with configured schedulers and triggers such as file listeners, folder listeners, HTTP requests and more.

B2DATA

MANAGER

New Workflow

Deployed to Production

Development

Display: 

All Workflows

Created by me

Pending Update

Status: 

All

Live

Offline

Search

| #   | Name                                | Published To Suite Reports | Deployment Revision | Deployed By | Deployed              | Execution ID       | Active Triggers | Active Schedulers | Uptime                 | Live / Offline | Actions       | Run Count From last started |
|-----|-------------------------------------|----------------------------|---------------------|-------------|-----------------------|--------------------|-----------------|-------------------|------------------------|----------------|---------------|-----------------------------|
| 123 | Merging 3 Queries to one Excel file | No                         | 1130                | Nigel Smith | 3/31/2022, 8:25:48 AM | 958965643200172033 |                 |                   | about a minute ago     | ●              | PAUSE II More | 0                           |
| 113 | Demo Sales Report Using Template    | No                         | 1341                | Nigel Smith | 3/31/2022, 8:27:11 AM | 958964690099113985 |                 |                   | 5 minutes ago          | ●              | PAUSE II More | 2 till                      |
| 112 | Custom Query SQL - 2                | No                         | 1109                | Nigel Smith | 3/31/2022, 8:44:41 AM |                    |                 |                   |                        | ●              | START II More |                             |
| 109 | Sales NIS Demo                      | No                         | 1069                | Nigel Smith | 3/31/2022, 8:45:27 AM | 958965668194029569 |                 |                   | less than a minute ago | ●              | PAUSE II More | 0                           |

Items per page: 10 1 - 4 of 4

Run Iterations

Run Results

Configurations

Triggers / Schedulers

Log

| Iteration / Node | Status    | Progress | Start Time | End Time | Stats                 | Duration       | Precessors     | Successors    | Created               | ID                 | Actions |
|------------------|-----------|----------|------------|----------|-----------------------|----------------|----------------|---------------|-----------------------|--------------------|---------|
| Iteration 2      | COMPLETED | 100%     | 08:46:13   | 08:46:39 | Total Completed: 12   | 26 sec. 248 ms |                |               | 3/31/2022, 8:46:12 AM | 958965419404693504 | Abort   |
| FileUploader_3   | COMPLETED |          | 08:46:13   | 08:46:13 | Inputs: 1, Outputs: 1 | 145 ms         |                | ExcelMerger_1 |                       | 958965420017061888 | Actions |
| VisualQuery_1    | COMPLETED |          | 08:46:13   | 08:46:14 | Inputs: 1, Outputs: 1 | 816 ms         |                | DataJoiner_1  |                       | 958965419606020110 | Actions |
| FileUploader_2   | COMPLETED |          | 08:46:13   | 08:46:13 | Inputs: 1, Outputs: 1 | 122 ms         |                | CSV_1         |                       | 958965419606020112 | Actions |
| FileUploader_1   | COMPLETED |          | 08:46:13   | 08:46:13 | Inputs: 1, Outputs: 1 | 91 ms          |                | Excel_1       |                       | 958965419606020108 | Actions |
| CSV_1            | COMPLETED |          | 08:46:13   | 08:46:13 | Inputs: 1, Outputs: 1 | 151 ms         | FileUploader_2 | DataJoiner_2  |                       | 958965419606020100 | Actions |

Iterations: 2 COMPLETED 0 FAILED 0 RUNNING

LIVE

# Enterprise-Wide Data Access & Report Publishing

Empower users across departments to make data-driven decisions and optimize operational efficiency by providing them a secure and easy way to access fresh data.

The screenshot shows the B2DATA REPORTS interface. At the top, there's a header with 'B2DATA REPORTS'. Below this, a 'Frequently used' section displays five report cards: 'Weekly sales and discounts' (1min ago), 'Actual vs budget' (10mins ago), 'Ledger Transaction' (2 days ago), 'Balance sheet' (5 days ago), and 'Inventory report' (1 week ago). Below this, a navigation bar includes 'Home' and 'Favorites'. The main area displays a grid of departmental data access cards: 'Financials' (37), 'Sales and Purchasing' (14), 'Manufacturing' (5), 'Supply Chain' (8), 'Inventory' (9), 'Accounting' (22), 'Production' (3), and 'All Reports' (98). Each card is a red folder icon with a white number indicating the count of reports or data items.

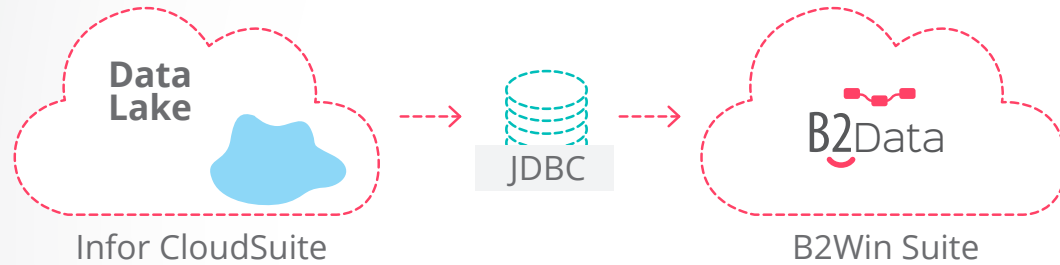
| Report Name                | Time Ago   |
|----------------------------|------------|
| Weekly sales and discounts | 1min ago   |
| Actual vs budget           | 10mins ago |
| Ledger Transaction         | 2 days ago |
| Balance sheet              | 5 days ago |
| Inventory report           | 1 week ago |

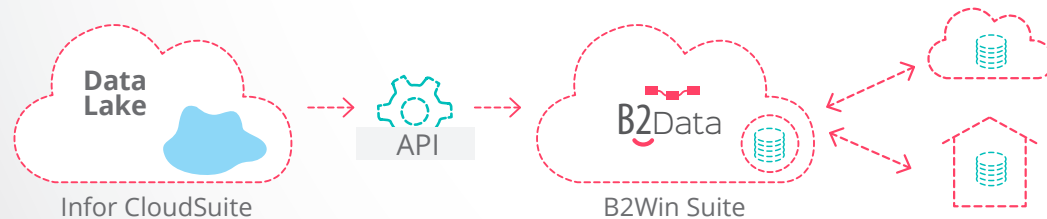
| Department           | Count |
|----------------------|-------|
| Financials           | 37    |
| Sales and Purchasing | 14    |
| Manufacturing        | 5     |
| Supply Chain         | 8     |
| Inventory            | 9     |
| Accounting           | 22    |
| Production           | 3     |
| All Reports          | 98    |

# Infor MT CloudSuite Solutions

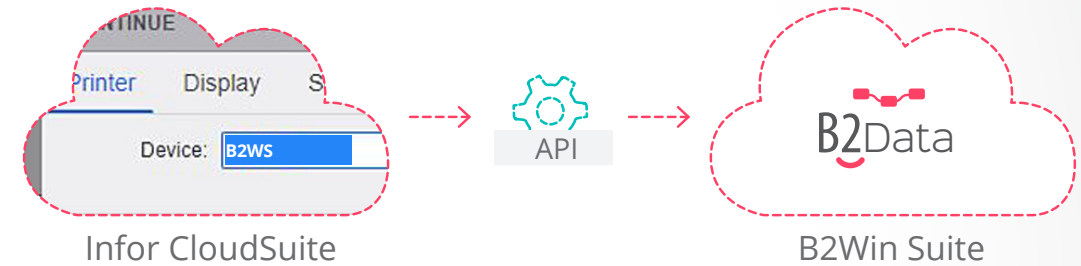
- ✓ Query Infor Data Lake with our powerful easy-to-use VisualQuery (B2Data)



- ✓ Replicate data from Infor CloudSuite through Infor OS to a local DB on-prem, private cloud, or to a public cloud of your choice using B2Data



- ✓ Print canned reports from Infor LN CloudSuite to B2Data and effortlessly incorporate the data into your existing data pipelines and workflows



- > MVXJDTA.CUGEFA - Customer extension Field Attributes
- > MVXJDTA.CUGEVM - Customer extension Value Map
- > MVXJDTA.FMINHD - Customer invoice - display manual
- > MVXJDTA.OOLiar - Customer order line agreement references
- > MVXJDTA.OOTYPE - Customer order - order types
- > MVXJDTA.OAGRHE - Customer agreement - header
- > MVXJDTA.OAGRLN - Customer agreement - lines
- > MVXJDTA.OXGRLN - Customer agreement - lines Batch
- > MVXJDTA.OCHEAD - Customer returns header
- > MVXJDTA.OCITAD - Customer - Item - Strict Rotation Dates
- > MVXJDTA.OCLINE - Customer returns - lines
- > MVXJDTA.OCSREF - Customer supplier reference
- > MVXJDTA.OCSRET - Customer supplier reference type

- Our CloudSuite solutions support browsing and searching tables and fields including descriptions of tables and fields and other special ERP specific features.

**// We are extremely satisfied with B2Win Suite. The ease of use is key for our business. NAZDAQ is a company that we have known for years and trust. B2Win Suite answered our needs and we were impressed with its simplicity, features, and capabilities. //**

**Cindy Girard,**  
Director of ERP &  
Inventory Planning



**// B2Win Suite brought us very efficient and easy to use tools, which help our users do their daily work faster and more efficiently. Administration is simple and support is very fast and capable. With the use of B2Win Suite, we need less ERP modifications. //**

**Tone Starc**  
Director of IT / CIO



**// NAZDAQ is making a large contribution toward easing the pain we've had migrating from on-premise to cloud in terms of having access to our data in CloudSuite. It's also allowing us to automate manual processes when it comes to combining ERP data with other data sources. //**

**David Geis**  
DRT  
Chief Information Officer







## About NAZDAQ

NAZDAQ has served over one thousand companies worldwide since 1999; many Fortune 500 companies and ten of thousands of individual enterprise software users benefit from NAZDAQ's services and use NAZDAQ's products daily.

NAZDAQ offers B2Win Suite, an on premises/cloud based innovative, extensible enterprise platform that unifies essential functionalities for data integration, reporting, and output management. B2Win Suite works in conjunction with ERP and other business systems and strongly integrates with Infor CloudSuite, Infor LN, Baan and M3.

For more information visit our website:  
[www.nazdaq-it.com](http://www.nazdaq-it.com)


## Some of our clients:



that was easy.™



To learn more visit our website:  
[www.b2winsuite.com/b2data](http://www.b2winsuite.com/b2data)



[www.nazdaq-it.com](http://www.nazdaq-it.com)