

SUITE

B2WIN

YOUR DATA, YOUR
BUSINESS-IMPACT



**Unlock the Value of
Your Data for Maximum
Business-Impact**

Unlock the Value of Your Data for Maximum Business-Impact

B2Win Suite is an enterprise data platform that helps businesses drive innovation and achieve their goals through simplified and streamlined data management and document output management.

On Premises/
Private Cloud

No-Code/Low-Code
Workflow-based

Lowest
TCO



www.b2winsuite.com

Built for the Enterprise

B2Win Suite provides a highly secure permission system to control user access, comprehensive user management functionality, and centralized management of various database connections and services. These services include management of business-related data such as companies, logos, business partner contacts, and more.

Cares for IT

Suitable for small and larger enterprises with more complex IT requirements, with dashboard for greater IT visibility and control with detailed logs that are easy to read.

Understands ERP

B2Win Suite works in conjunction with ERP, CRM or any other enterprise software with support for multiple-company, multiple-language, multiple-currency and strongly integrates with Infor ERP systems with support for their special SQL database structure.

With everyday business users in mind

Business users deserve a system that respects their needs and provides them with a user-friendly experience that simplifies their daily tasks.

Maximum flexibility and scalability!



WORK WITH DATA IN A **SIMPLER WAY**

Simplify and streamline your data integration,
data processing and data delivery.

- ✓ Modern Workflow-Architecture
- ✓ For users with no programming knowledge and advanced developers
- ✓ Easily unify data for better insights

B2Data is a flexible and extensible no-code/low-code workflow-based data integration application with advanced data processing and data delivery, made with enterprise innovation in mind.

✓ Modern Data Pipelines

Create advanced data pipelines with end-to-end visibility and traceability in just minutes, instead of days, using our modern workflow technology

✓ Enterprise-Grade Excel

Streamlined Excel creation and reporting with sheets manipulation, graphs and templates

✓ Advanced Scripting

Solve your toughest use cases and build your own nodes!

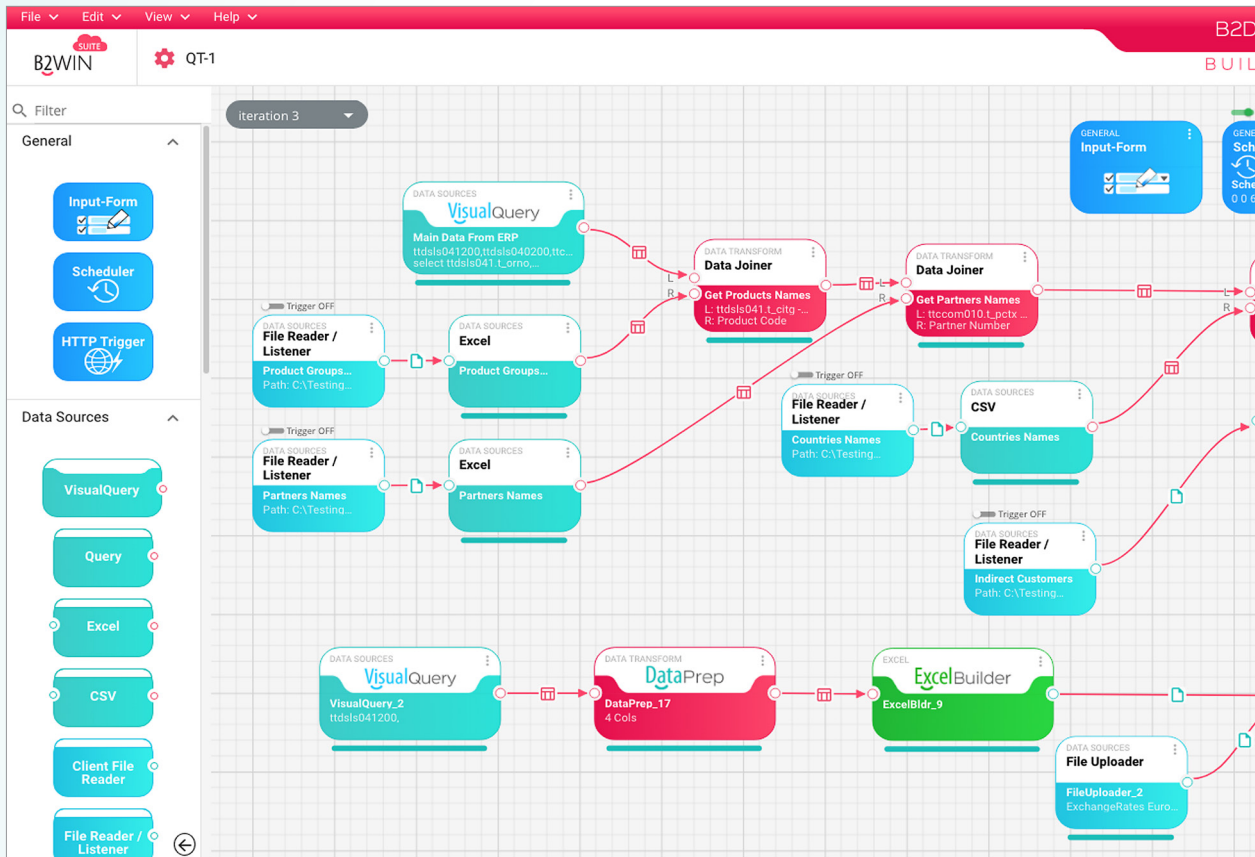
✓ Experience a secure and user-friendly solution with built-in error handling, end-to-end traceability and visibility, and much more!

✓ Enterprise-wide Data Access

Empower users across departments to make data-driven decisions and optimize operational efficiency with secure and easy access to fresh data

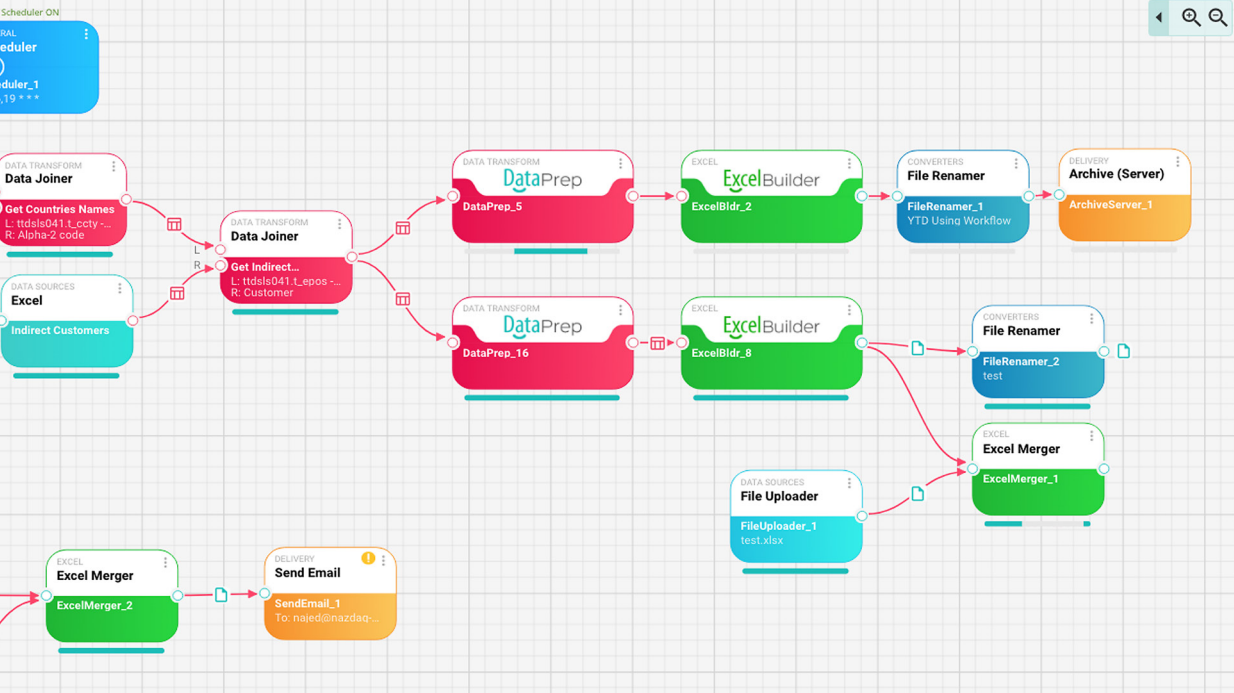
✓ Infor LN/CloudSuite/Baan-Specific

- Support for Baan and Infor LN's special database structure (tables and fields)
- Support for Baan/Infor LN companies, data dictionary, enumerated fields and text fields
- Read data from Infor LN canned reports
- Replicate data from Infor LN Cloud



Run Iterations		Run Results	Configurations	Triggers / Schedulers (1)		Log		
Iteration / Node	Status	Progress	Start Time	End Time	Stats	Duration	Processors	
Iteration 3 TONY	RUNNING	81.48%	15:55:36	02:00:00	Total Completed: 22	20 sec, 981 ms		
ExcelMerger_1	RUNNING		15:55:36	02:00:00	Inputs: 0, Outputs: 0	less than a minute ago	FileUploa	
Excel_2	COMPLETED		15:55:16	15:55:16	Inputs: 1, Outputs: 1	458 ms	FileReade	
VisualQuery	COMPLETED		15:55:15	15:55:16	Inputs: 1, Outputs: 1	679 ms		
FileReader	COMPLETED		15:55:15	15:55:16	Inputs: 1, Outputs: 1	314 ms		
Excel	COMPLETED		15:55:16	15:55:16	Inputs: 1, Outputs: 1	479 ms	FileReade	
VisualQuery_2	COMPLETED		15:55:15	15:55:16	Inputs: 1, Outputs: 1	510 ms		
DataJoiner_1	COMPLETED		15:55:16	15:55:17	Inputs: 2, Outputs: 1	380 ms	VisualQue	

ITERATIONS: 1 COMPLETED 1 FAILED 1 RUNNING Execution resumed: ITERATION 3 (EXEC BY Tony Bathich)



A Modern Workflow Architecture

Build and run advanced data pipelines in minutes instead of days with end-to-end traceability and visibility.

restart PAUSE || RUN ▶

Successors	Created	ID	Actions
der_1_ExcelBldr_8		95907338898532	520 Abort
r_3		95907338925375	978 Actions
		95907338925375	982 Actions
		95907339065465	512 Actions
		95907339008842	472 Actions
		95907338925375	984 Actions
		9590733892418	320 Actions
		95907339134252	368 Actions
		95907339134252	368 Actions

LIVE (DEV)

Core Tools and Connectors

Input-Form, Triggers,
Schedulers..

Data
Sources

GENERAL

Input-Form

☐ Scheduler OFF

GENERAL

Scheduler

☐ Trigger OFF

GENERAL

HTTP Trigger

HttpTrigger

DATA SOURCES

VisualQuery

VisualQuery

DATA SOURCES

Query

Query

DATA SOURCES

Excel

Excel

DATA SOURCES

CSV

CSV

DATA SOURCES

Infor XML

InforXML

DATA SOURCES

Infor IMS Endpoint

IMSEndpoint

DATA SOURCES

File Reader

ClientFileRead...

DATA SOURCES

File Uploader

FileUploader

DATA SOURCES

HTTP File-In

HttpFileIn

☐ Trigger OFF

DATA SOURCES

File Listener

ServerFileListe...

DATA SOURCES

Parquet

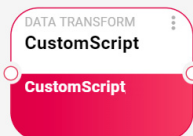
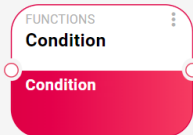
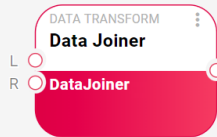

Parquet

DATA SOURCES

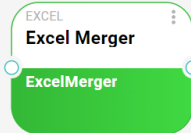
JSON

JSON

Data Transformation, and Processing



Special Excel Pack



New nodes are being
baked in the oven:

DATA DELIVERY

PowerBI

DATA DELIVERY

**Direct Query
from Baan/LN**

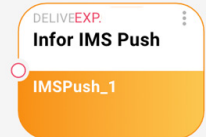
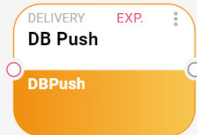
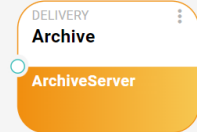
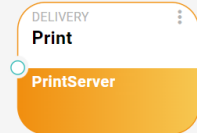
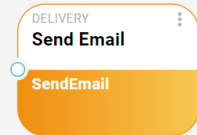
DATA SOURCE

**XML Reader
and many more...**

Functions



Data Delivery



Nodes Highlights

VisualQuery

Unleash the power of your data with B2Data Visual Query node, providing an intuitive interface that helps you to easily construct complex queries, enhance accuracy, and empower non-technical users to extract valuable insights.

00:30.1600

The screenshot displays the B2Data Visual Query interface. At the top, a red header bar contains the text "TTDSLS041 (main)" and "Sales Order Lines". Below this is a search bar labeled "Search for field...". A list of fields is shown, each with a checkbox and a data type:

- ☒ INT t_orno - Order Number
- ☒ SINT t_pono - Sales Order Lin...
- ☒ CHAR t_cuno - Customer
- ☐ CHAR t_item - Item
- ☒ CHAR t_citg - Item Group
- ☒ TIME t_odat - Order Date
- ☒ DEC t_amta - Amount
- ☒ CHAR t_occy - Country
- ☒ VARCHAR t_epos - Customer

 Below the field list is a grid area. At the bottom, there are two tabs: "Field Properties" and "Conditions". The "Field Properties" tab is active, showing a table with the following columns: "Output", "Field Name", and "Value". The table contains three rows:

Output	Field Name	Value
<input checked="" type="checkbox"/>	INT ttdsIs041.t_orno	
<input checked="" type="checkbox"/>	SINT ttdsIs041.t_pono	
<input checked="" type="checkbox"/>	CHAR ttdsIs041.t_cuno	

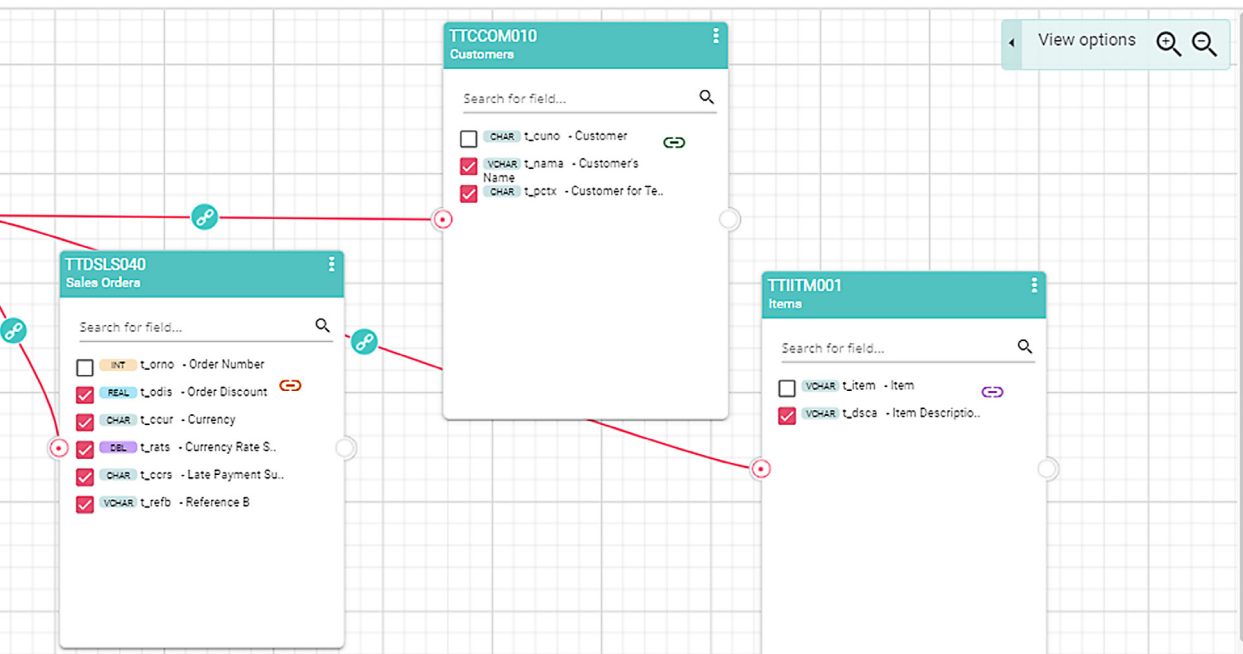
 Below the table, there is a section for the query result. It shows a table with columns "Order Number", "Sales Order Line", and "C". The first row of data is:

Order Number	Sales Order Line	C
50001	10	2



Save

Close



Sort

SQL Statement

Virtual Field

	Description	Group By ?	Aggregate
o	Order Number	<input type="checkbox"/>	▼
o	Sales Order Line	<input type="checkbox"/>	▼
o	Customer	<input type="checkbox"/>	▼

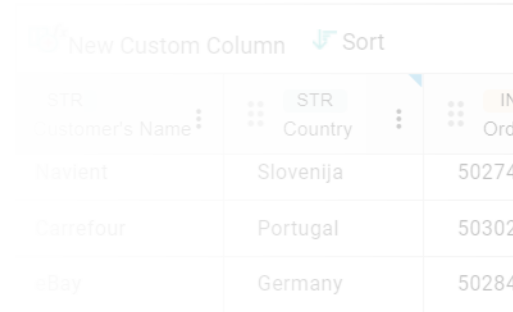
Preview

customer	Item Group	Order Date	Amount	Country	Customer Purchase Order Line Item	Order Discount
0001	200	2000-08-31T21:00:00Z	165.72	AU		0

Nodes Highlights

DataPrep

Organize and clean your data with ease to get valuable insight. Enrich your data with custom calculated fields using simple formulas or complex scripting to unlock new dimensions of data analysis and make informed decisions that drive business success.



STR Customer's Name	STR Country	IN Order ID
Navient	Slovenija	50274
Carrefour	Portugal	50302
eBay	Germany	50284

Script Editor:

```
1 if (tccur == "USD") { return ((tamta * dollar))
2 if (tccur == "EUR") { return ((tamta * euro))
3 if (tccur == "GBP") { return ((tamta * pound))
4
```

Clear

Inputs

View inputs for the displayed

Evaluation

DBL 1391.652



To list all advanced functions,
start typing: Util



Save

Close

Column Info: ☐ Column Codes [Reset](#)

er Number	INT Line	STR Item Group	STR Currency	DBL Rate	DBL Amount	DBL AmountUSD
4	10	200		1	225	225
2	10	100		1	270	270
4	10	100		1	400	400
				1.098	225	247.05
				1	146.25	146.25
				1	292.5	292.5
				1	146.25	146.25
			USD	1	0.25	0.25
			USD	1	975	1125.5400000000002
			EUR	1.1544	975	975
			USD	1	975	1124.8574999999998
			EUR	1.1537	975	975
			USD	1	975	975
			USD	1	975	975
			USD	1	975	975

Rename Header

Split

Remove Leading Spaces

Remove Trailing Spaces

Move Column

Remove Column

Evaluate

☒ Auto

Done

Cancel

Columns: 9

Total Rows: 13141

Rows per page: 100

1 of 132 Pages

Nodes Highlights

CustomScript + Properties

Empower advanced user to tackle even the most complex data integration challenges by utilizing B2Data's properties and scripting capability, unlocking new horizon in solving intricate data cases creatively and efficiently to drive better business outcomes.

QueryIn-Memory

Run a blazing fast SQL query directly on the "input data" that resides in memory, with support for complex queries with large function library and window functions.

Code

Evaluate

☒ Auto

```
1 //Get a copy of the table reference from the previous node
2 var table = NodeInputReader.inputAsDataFrame(1, 1000).sortOn(-5);
3
4 //Gets the 4th column as String
5 var stringColumn = table.stringColumn(4);
6
7 //Return a new table with only value: male filtered
8 return table.where(stringColumn.startsWith("male"));
9
```

SQL Query:

Format SQL

Evaluate

☒ Auto

```
1 SELECT    country AS 'Country', ROUND(SUM(sales), 3) AS 'Total Sales'
2 FROM      VisualQuery_1
3 GROUP BY  country
4 HAVING    SUM(sales) > ${SALES_SUM}
5 ORDER BY  SUM(sales) DE
6
```

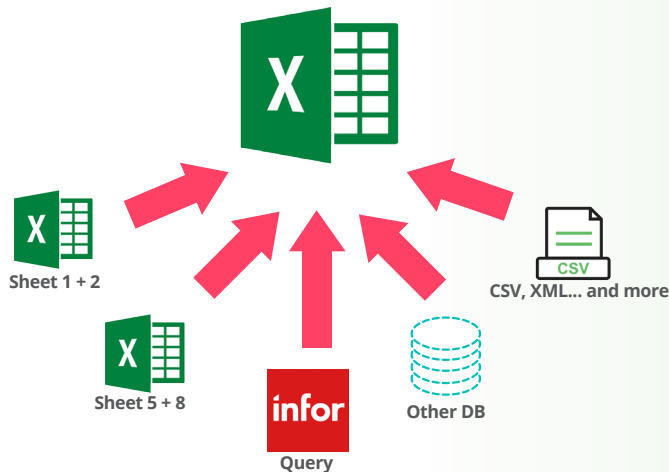
- COMPANY_CODE
- SQL_STATEMENT
- DEBUG
- ENV
- EXECUTION_DATA
- EXECUTION_ID
- EXECUTION_START_TIME
- EXEC_BY_USERID
- EXEC_BY_USERNAME
- EXEC_BY_USER_TIMEZONE
- HOME_DIR
- ITERATION_ID

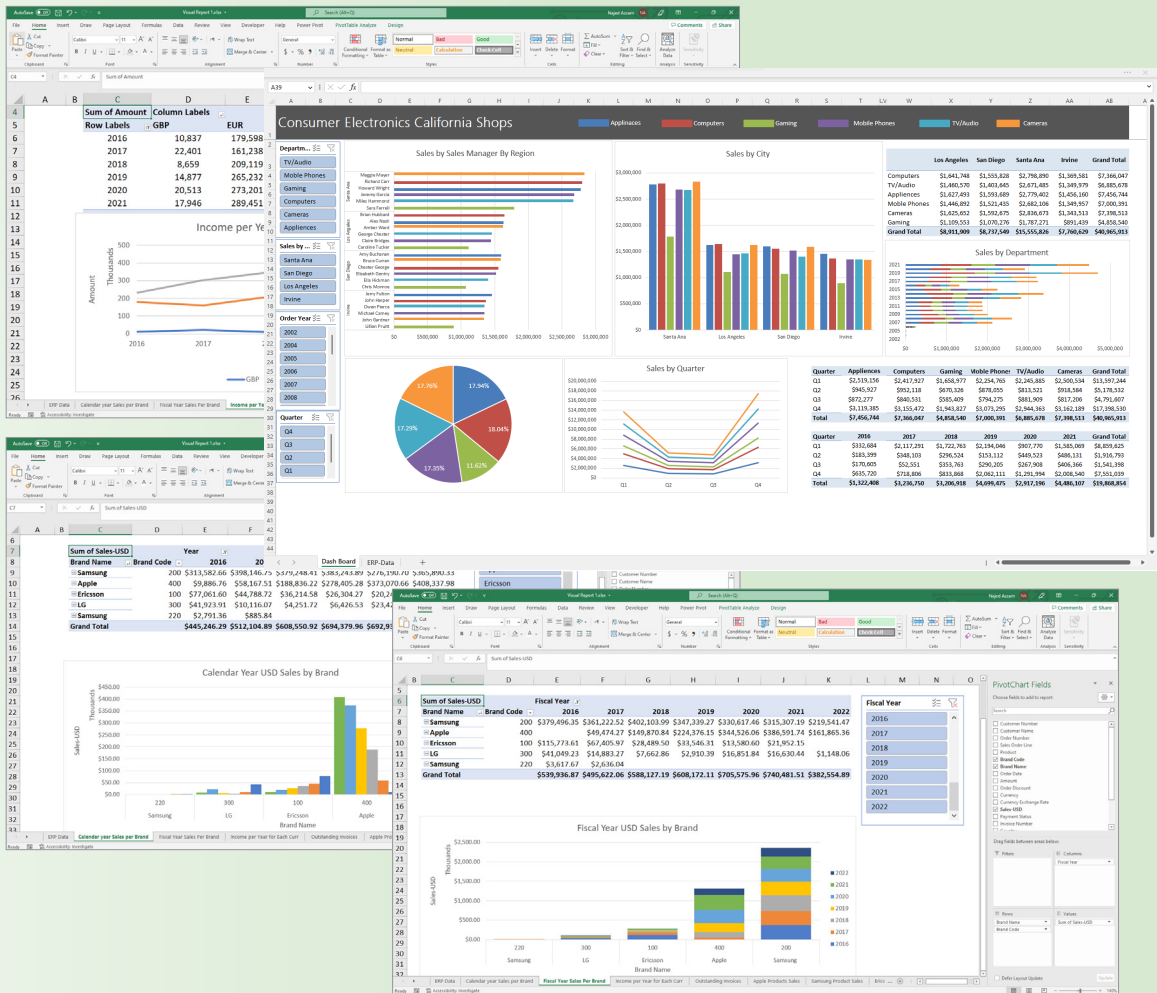
Nodes Highlights

Excel Nodes

ExcelBuilder **Excel**Merger

Maximize your productivity and efficiency with B2Data Excel nodes, empowering you to analyze, visualize, and make data-driven decisions like never before.





Streamlined Excel reports and dashboards with visualizations using existing Excel files as templates.

Filter

General

Input-Form

Scheduler

HTTP Trigger

Data Sources

VisualQuery

Query

Excel

CSV

Client File Reader

File Reader / Listener

Extensibility

Data Sources

Functions/
Custom Scripts

Data Delivery

Custom Script 1

Custom Script 2

Custom Script 3

Unlock limitless possibilities for your business with B2Data's extensibility, by adding new nodes for "custom scripting" to meet your specific and unique business needs and drive growth.

Run Iterations		Run Results	Configurations	Triggers / Schedulers (1)	Log			
Iteration / Node	Status	Progress	Start Time	End Time	Stats	Duration	Precessors	
Iteration 3 TONY	RUNNING	81.48%	15:55:36	02:00:00	Total Completed: 22	20 sec, 981 ms		
ExcelMerger_1	RUNNING		15:55:36	02:00:00	Inputs: 0, Outputs: 0	less than a minute ago	FileUploa	
Excel_2	COMPLETED		15:55:16	15:55:16	Inputs: 1, Outputs: 1	458 ms	FileRead	
VisualQuery	COMPLETED		15:55:15	15:55:16	Inputs: 1, Outputs: 1	679 ms		
FileReader	COMPLETED		15:55:15	15:55:16	Inputs: 1, Outputs: 1	314 ms		
Excel	COMPLETED		15:55:16	15:55:16	Inputs: 1, Outputs: 1	479 ms	FileRead	
VisualQuery_2	COMPLETED		15:55:15	15:55:16	Inputs: 1, Outputs: 1	510 ms		
DataJoiner_1	COMPLETED		15:55:16	15:55:17	Inputs: 2, Outputs: 1	380 ms	VisualQue	



CustomScript Settings

Alias: Filter only males

Node ID: CustomScript_2

Done

Close

General

Properties (1)

Code

Evaluate

☒ Auto

```
1 //Get a copy of the table reference from the previous node
2 var table = NodeInputReader.inputAsDataFrame(1, 1000).sortOn(-5);
3
4 //Gets the 4th column as String
5 var stringColumn = table.stringColumn(4);
6
7 //Return a new table with only value: male filtered
8 return table.where(stringColumn.startsWith("male"));
9
```

Clear

Evaluation

Table: 1101482752705826816, Columns: 12, Rows: 577



View Output

	Successors	Created	ID	Actions
		3/31/2022, 3:55:14 PM	959073388985323520	<button>Abort</button>
der_1 ,ExcelBldr_8			959073389253758978	Actions
r_3	DataJoiner_5		959073389253758982	Actions
	DataJoiner_1		959073390654656512	Actions
r	Excel		959073390088425472	Actions
	DataJoiner_1		959073389253758984	Actions
	DataPrep_17		959073389824184320	Actions
ry ,Excel	DataJoiner_3		959073391342522368	Actions



Info



Deployment

Deploy your workflows to production and make them **Come to Life!** Run them in the background, with configured schedulers and triggers such as file listeners, folder listeners, HTTP requests and more.

B2DATA
MANAGER

New Workflow

Deployed to Production

Development

Display: ☐ All Workflows ☒ Created by me ☐ Pending Update

Status: ☒ All ☐ Live ☐ Offline

Search

#	Name	Published To Suite Reports	Deployment Revision	Deployed By	Deployed	Execution ID	Active Triggers	Active Schedulers	Uptime	Live / Offline	Actions	Run Count From last started
123	Merging 3 Queries to one Excel file	<input type="checkbox"/> No	1130	Nigel Smith	3/31/2022, 8:25:48 AM	958965643200172033			about a minute ago		PAUSE II More	0
113	Demo Sales Report Using Template	<input type="checkbox"/> No	1341	Nigel Smith	3/31/2022, 8:27:11 AM	958964690099113985			5 minutes ago		PAUSE II More	2 ttl
112	Custom Query SQL - 2	<input type="checkbox"/> No	1109	Nigel Smith	3/31/2022, 8:44:41 AM						START II More	
109	Sales NIS Demo	<input type="checkbox"/> No	1069	Nigel Smith	3/31/2022, 8:45:27 AM	958965668194029569			less than a minute ago		PAUSE II More	0

Items per page: 10 1 - 4 of 4 < > >>

Run Iterations

Run Results

Configurations

Triggers / Schedulers

Log

Iteration / Node	Status	Progress	Start Time	End Time	Stats	Duration	Precessors	Successors	Created	ID	Actions
Iteration 2 NIGEL	COMPLETED	100%	08:46:13	08:46:39	Total Completed: 12	26 sec, 248 ms			3/31/2022, 8:46:12 AM	958965419404693504	Abort
FileUploader_3	COMPLETED		08:46:13	08:46:13	Inputs: 1, Outputs: 1	145 ms		ExcelMerger_1		958965420017061888	Actions
VisualQuery_1	COMPLETED		08:46:13	08:46:14	Inputs: 1, Outputs: 1	816 ms		DataJoiner_1		958965419606020112	Actions
FileUploader_2	COMPLETED		08:46:13	08:46:13	Inputs: 1, Outputs: 1	122 ms		CSV_1		958965419606020110	Actions
FileUploader_1	COMPLETED		08:46:13	08:46:13	Inputs: 1, Outputs: 1	91 ms		Excel_1		958965419606020108	Actions
CSV_1	COMPLETED		08:46:13	08:46:13	Inputs: 1, Outputs: 1	151 ms	FileUploader_2	DataJoiner_2		958965419606020100	Actions

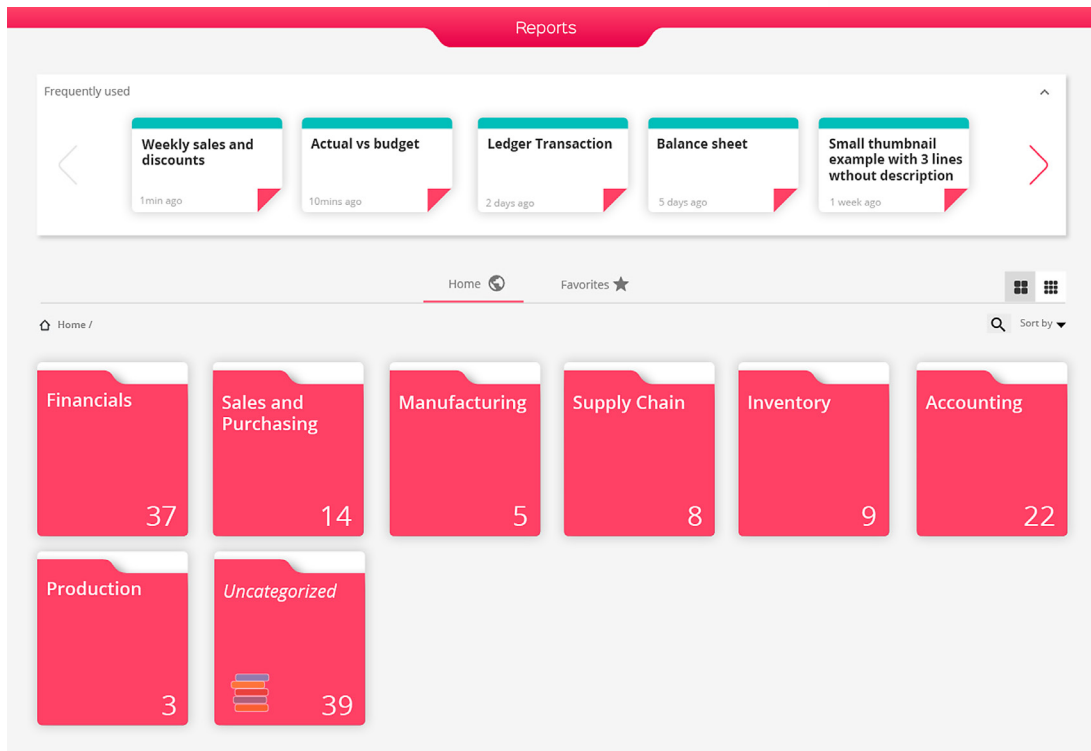
Iterations: 2 COMPLETED 0 FAILED 0 RUNNING

LIVE

20

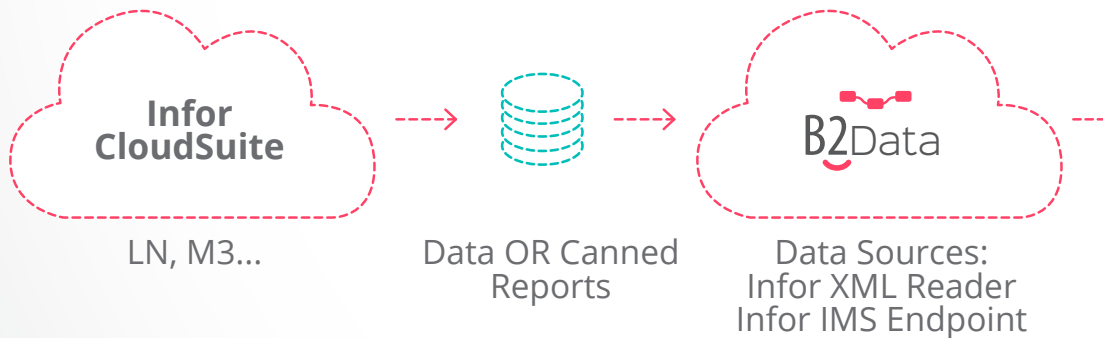
Enterprise-Wide Data Access & Report Publishing

Empower users across departments to make data-driven decisions and optimize operational efficiency by providing them a secure and easy way to access fresh data.

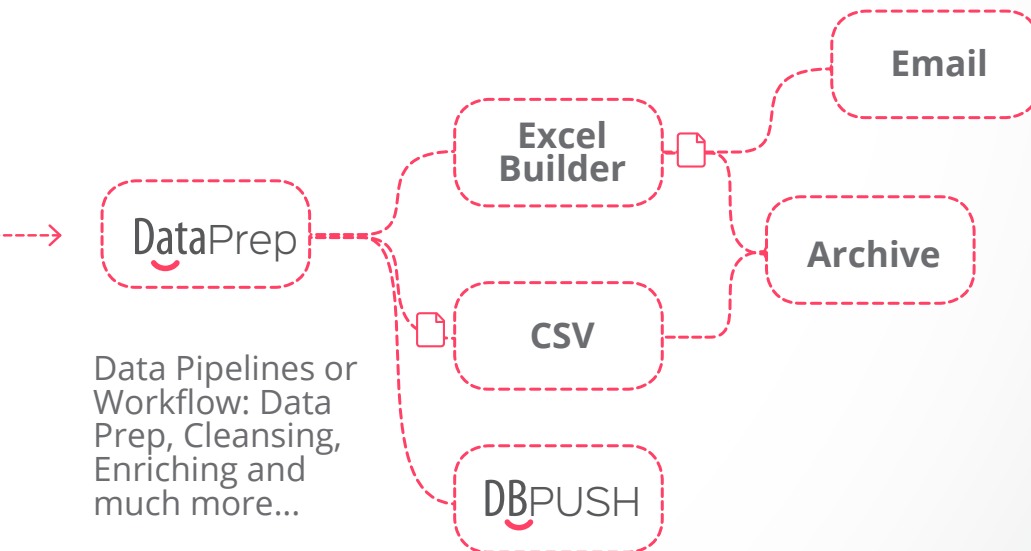
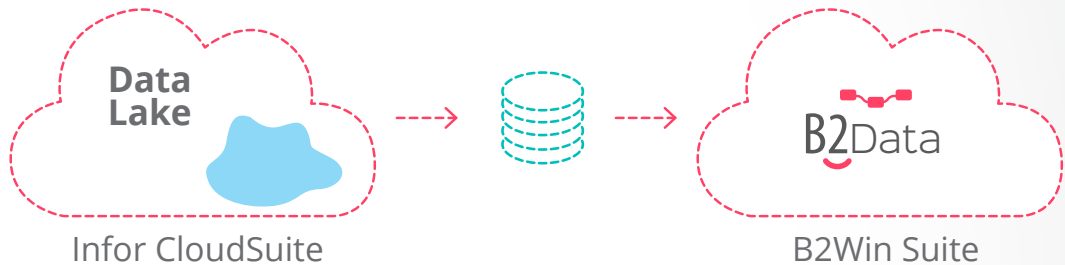


Infor MT CloudSuite Solutions

- ✓ Replicate data from Infor CloudSuite in real-time through Infor OS, to a local DB on-premises, private cloud, or to a public cloud of your choice using B2Data
- ✓ Print LN's canned reports from CloudSuite to B2Data, for free use within your data pipeline or workflow



- ✓ Query Infor Data Lake with our VisualQuery builder using JDBC



// We are extremely satisfied with B2Win Suite. The ease of use is key for our business. NAZDAQ is a company that we have known for years and trust. B2Win Suite answered our needs and we were impressed with its simplicity, features, and capabilities. //

Cindy Girard,
Director of ERP &
Inventory Planning



// B2Win Suite brought us very efficient and easy to use tools, which help our users do their daily work faster and more efficiently. Administration is simple and support is very fast and capable. With the use of B2Win Suite, we need less ERP modifications. //

Tone Starc
Director of IT / CIO



// B2Win Suite allows us to easily and professionally standardize and accommodate our customer base along with our internal needs whether in English or Chinese. Flexfab can not say enough about the excellent customer service of which the NAZDAQ team will go above and beyond normal support operations. Their software is solid upon upgrade releases and we find the ease of use to be a critical component to all of this. Our business processing runs more efficiently due to B2Win Suite. //

Sarah W. Dean
Sr. Systems Business Analyst





About NAZDAQ

NAZDAQ has served over one thousand companies worldwide since 1999; many Fortune 500 companies and ten of thousands of individual enterprise software users benefit from NAZDAQ's services and use NAZDAQ's products daily.

NAZDAQ offers B2Win Suite, an on-premises/cloud-based suite of innovative data applications that help businesses with their data integration needs and outgoing documents. B2Win Suite works in conjunction with ERP and CRM systems and strongly integrates with Infor ERP systems.

For more information visit our website:
www.nazdaq-it.com

Some of our clients:



Request a **Live Demo**
for B2Win Suite Today!
Or
Try-It-Yourself
by getting access to a fully
functional Trial Version on
our private cloud.

T: +972-4-608-0023
Email: ehab@nazdaq-it.com



NAZDAQ - Nazareth Data Quest Ltd., P.O.Box 1 Nazareth 16100 Israel
www.nazdaq-it.com | T: +972-4-608-0023 | F: +972-4-647-0112